
Copykiller Campus

User Manual

2018.08



Table of Contents

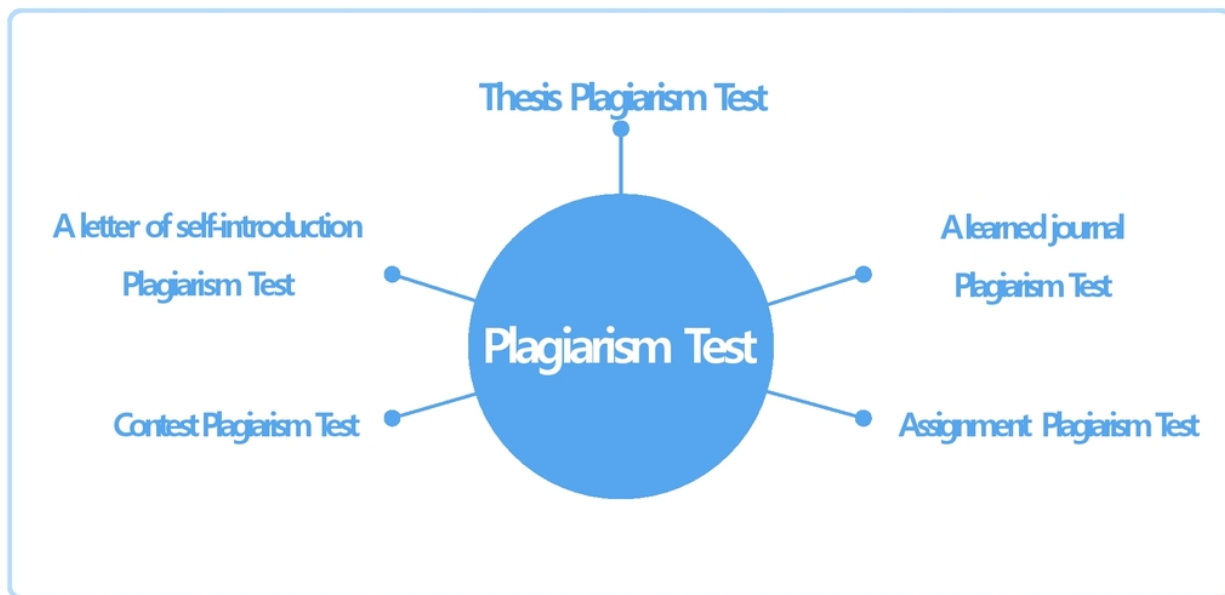
1.	CopyKiller Service Guide	4
2.	Join Membership	5
3.	Easy To Follow	9
4.	Upload Document	12
5.	Results	14
6.	Detailed Results	
6.1	Sentence Comparison	16
6.2	Document Comparison	17
7.	Plagiarism Check Report	18
8.	CopyKiller Use Tips	
8.1	1:1,1:N How To Compare	20
8.2	Exclude comparison documents you've written	22
8.3	Writing Instruments	24
8.4	CopyKiller Edu	25
8.5	Q & A	26
9.	Customer Center	27

-
1. CopyKiller Service Guide
 2. Join Membership
 3. Easy To Follow

CopyKillers support correct writing without plagiarism.

It is a plagiarism testing program that prevents plagiarism and protects my documents.

Plagiarism test of various documents is possible.



TO Submitter

Are you working on your thesis, academic paper, and assignment?

Prevent plagiarism with CopyKillers.

On a correct quotation We encourage you to develop your skills and opportunities to contribute to the field of study.

TO Evaluator

The best way to establish a proper research culture is prevention, not detection.

With CopyKiller, it's easy to see the plagiarism rate, Use it as a correction for correct writing. Please rank yourself as the leader in balanced evaluation and correct writing in various fields such as degree papers, academic articles, and teacher recruitment.

i For the autologin service, you can connect to the organization page with the class of year or employee number. Please check the organization's notice.

A separate membership registration procedure is required for organizations that do not log in automatically as follows.



2.1 Terms and Conditions agreement

① Click on the ' Sign Up ' menu on the left of the main screen after connecting to the CopyKiller Campus.

Notice	
업데이트 4월 카피킬러HR, 통계 그래프 추가, 사용매뉴얼 업데이트	2018.03.29
이벤트 카피킬러 클린프렌즈 3기 선정	2018.03.06
소식 중·고등학생을 위한 '카피킬러스쿨' 런칭 안내	2018.02.22
공지 설 연휴 카피킬러 고객센터 운영안내	2018.02.14
공지 카피킬러 개인정보처리방침 변경 안내	2018.02.12

② I agree to the service terms and conditions.

Terms of Service

서비스 이용약관

제 1 조 (목적)
본 이용약관(이하 "약관"이라 함)은 <주식회사 무하유 >(이하 "회사"라 함)가 제공하는 인터넷 서비스인 < 카피킬러, COPYKILLER >(이하 "서비스"라 함)를 이용하는 사용자(이하 "회원"이라 함)와 회사간에 가입 및 사용에 관한 제반 사항과 기타 필요 사항을 규정함을 목적으로 합니다.

제 2 조 (약관 효력 및 변경)

I agree to Terms of Service.

Privacy Policy

개인정보처리방침

<주>무하유>(이하 "회사")는 개인정보 보호법에 따라 이용자의 개인정보 보호 및 권익을 보호하고 개인정보와 관련한 이용자의 고충을 원활하게 처리할 수 있도록 다음과 같은 처리 방침을 두고 있습니다. 회사는 개인정보처리방침을 개정하는 경우 웹사이트 공지사항(또는 개별 공지)을 통하여 공지할 것입니다.

제1조 처리하는 개인정보 수집항목과 이용목적

1. 회사는 개인정보를 다음의 목적을 위해 처리합니다. 처리한 개인정보는 다음의 목적 이외의 용도로는 사용되지 않으며 이용 목적이 변경될 시에는

I agree to Privacy Policy.

Agree

 For the auto-login service, you can connect to the organization page with the class of year or employee number.
Please check the organization's notice.

2.2-1. Email membership registration organization - Entering personal information

o Sign up

• Email @ Please select


Please check the authentication of your email account after signing up for membership, or you are not able to login.
※ Membership service is available for @muhayu.com account only.
※ For those who signed up for membership at CopyKiller(www.copykiller.com) using school or institution e-mail account, separate process for signing up for membership is not required.

• Nick Name

Nick name shall contain 1~20 letters. Nick name is impossible to change later on, so please enter nick name with care.

• Password • Retype Password

Password should be 6~20 characters long.



2.2-1. Email membership registration organization + Check real name

o Sign up

• Email @ Please select


Please check the authentication of your email account after signing up for membership, or you are not able to login.

• Nick Name

Nick name shall contain 1~20 letters. Nick name is impossible to change later on, so please enter nick name with care.


• Password • Retype Password

Password should be 6~20 characters long.

• User Name  • Mobile Phone Number

• School(Company) Name

Please enter the department.

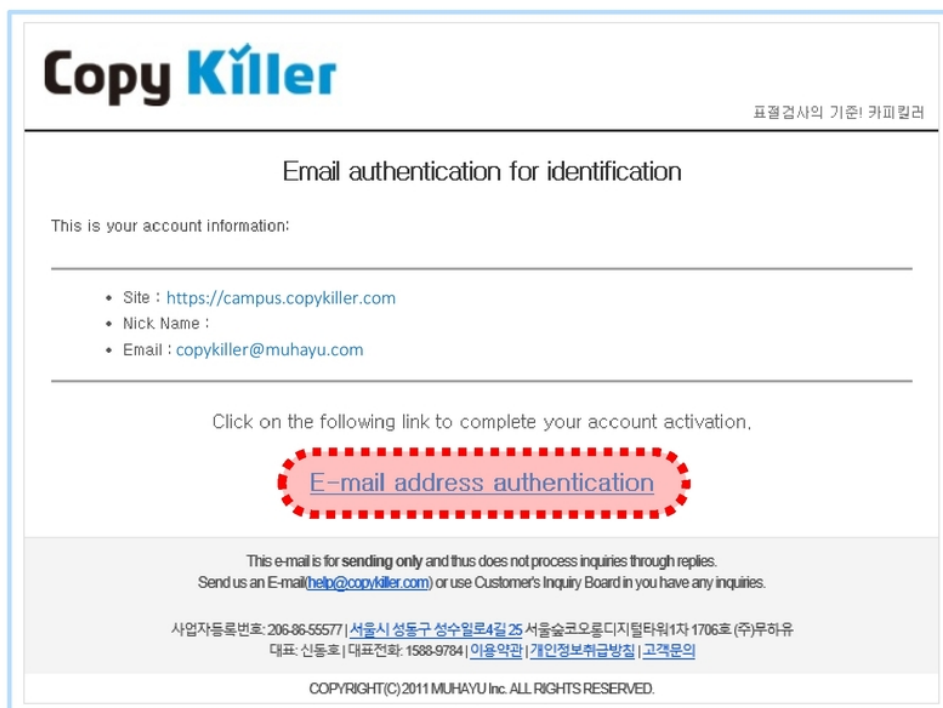


2.3 Join membership _Email verify

⑦ Access the email after sending a pop-up for email authentication email

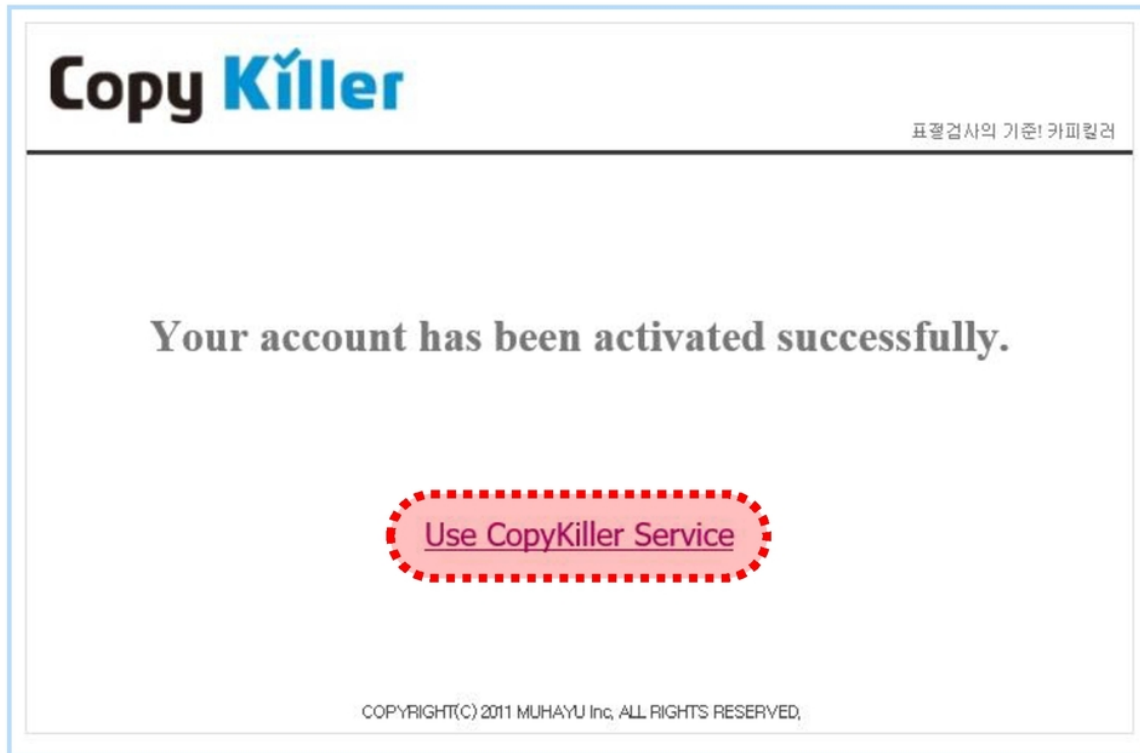


⑧ Click on [Authenticate Email Address] for the authentication mail received.



2.4 Join membership _Email verify

- ⑨ Certification procedures are complete. Click on ' Use copy killer ' log in and use CopyKiller Campus.





3.1 Inspection Setup

① Once logged in, click on the ' Upload Document ' menu to begin the plagiarism examination.



② Write the Inspection Name.

(The test results are printed on the certificate. Please write them carefully.)

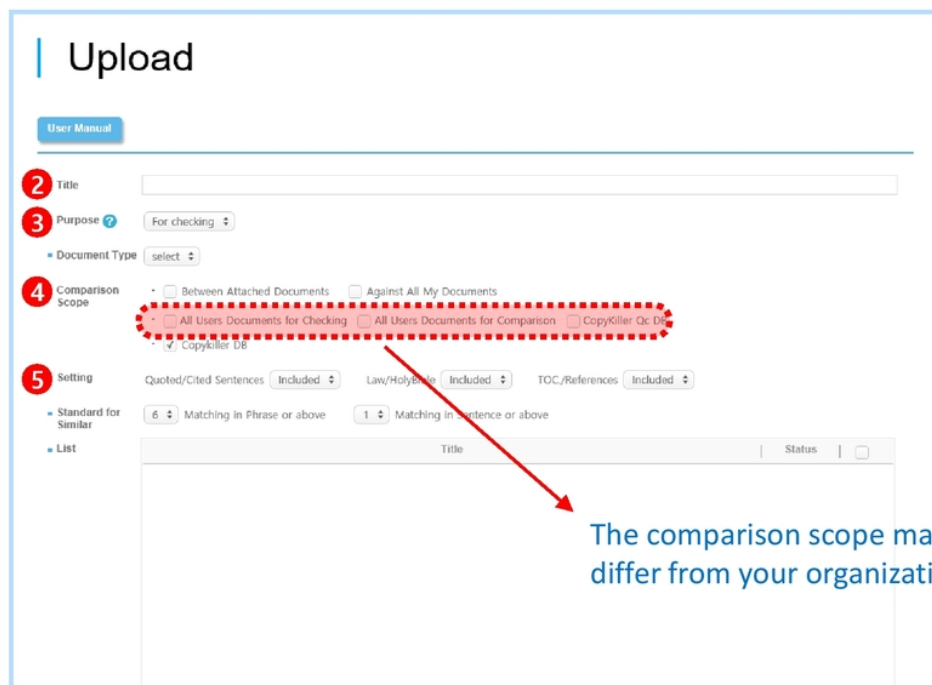
③ Set document classification to Inspection Document

(Select as ' Comparative Document ' if registering documents to compare)

④ Set the document type to the type of document you want to scan.

(ex. Select as Thesis or Select Other if Document Type does not exist)

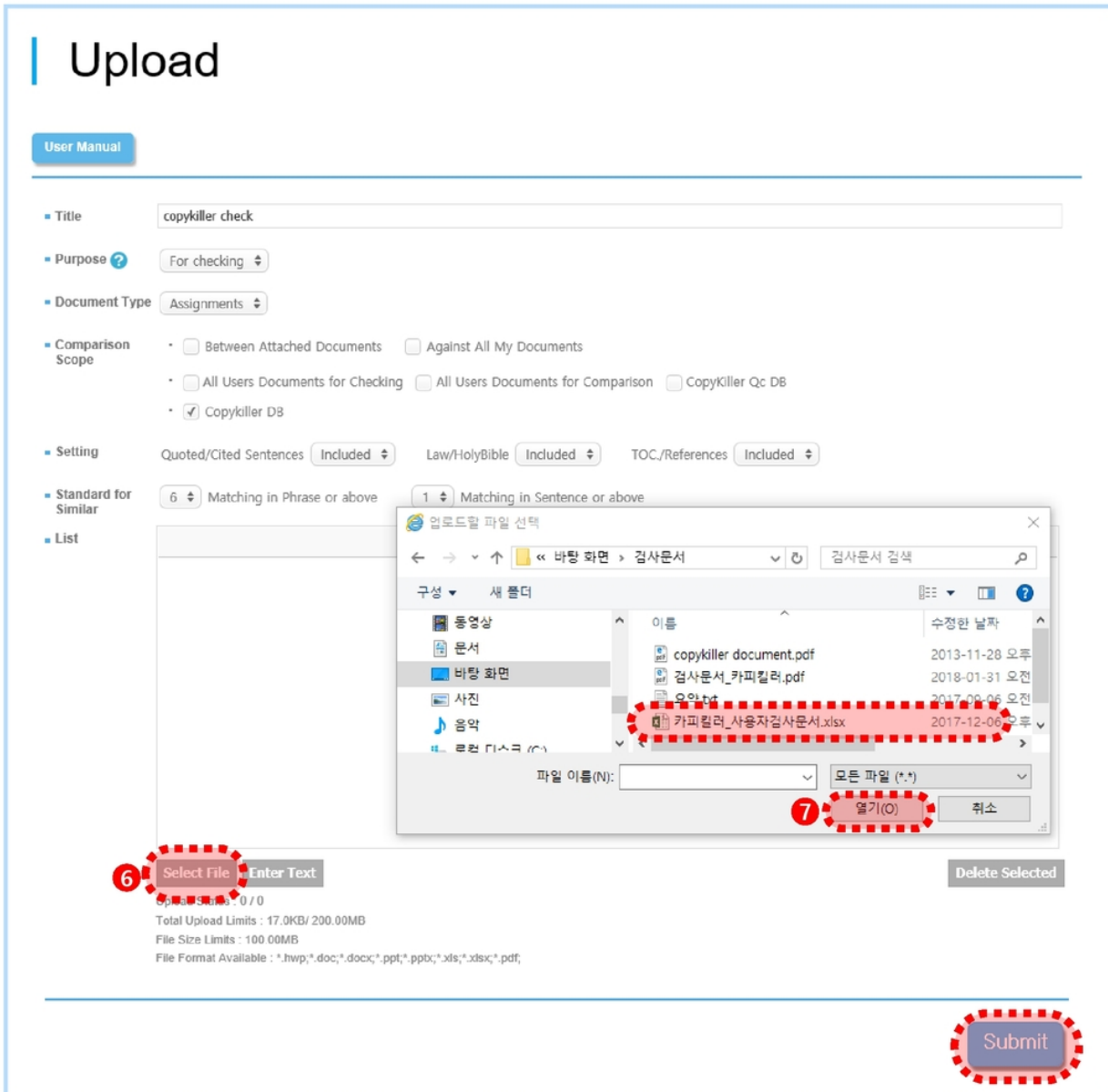
⑤ Select the settings that matches your preference, plagiarism criteria are inspected with the default settings visible on the screen(The comparison range may vary depending on the organization's settings.)



 Detailed inspection setup can be found at 12P.

3.2 File Upload > Plagiarism Test

- ⑥ 'Select the file you want to check by clicking on "Files Upload" .
- ⑦ Click Open, Upload the file, and then click Scan for Plagiarism to proceed with the scan.



Upload

User Manual

- Title: copykiller check
- Purpose: For checking
- Document Type: Assignments
- Comparison Scope:
 - Between Attached Documents
 - Against All My Documents
 - All Users Documents for Checking
 - All Users Documents for Comparison
 - CopyKiller Qc DB
 - Copykiller DB
- Setting: Quoted/Cited Sentences (Included), Law/HolyBible (Included), TOC./References (Included)
- Standard for Similar: 6 (Matching in Phrase or above)
- List: 1 (Matching in Sentence or above)

6 Select File Enter Text

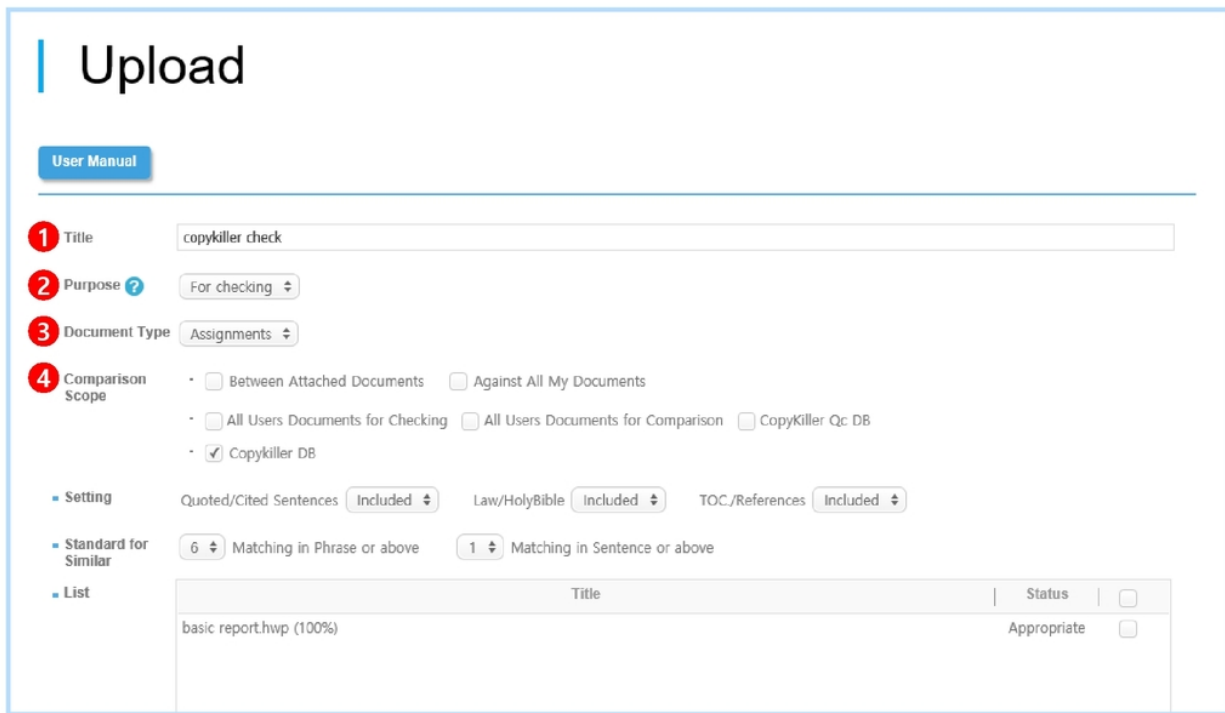
열기(O) 취소

Submit

Total Upload Limits : 17.0KB / 200.00MB
File Size Limits : 100.00MB
File Format Available : *.hwp;*.doc;*.docx;*.ppt;*.pptx;*.xls;*.xlsx;*.pdf;

-
4. Upload Document
 5. Results List
 6. Detailed Results
 - 6.1 Sentence Comparison
 - 6.2 Document Comparison
 7. Plagiarism Check Report

This is a detailed description of the settings menu of the document upload screen.



Upload

User Manual

1 Title: copykiller check

2 Purpose: For checking

3 Document Type: Assignments

4 Comparison Scope

- Between Attached Documents Against All My Documents
- All Users Documents for Checking All Users Documents for Comparison CopyKiller Qc DB
- Copykiller DB

Setting

- Quoted/Cited Sentences: Included
- Law/HolyBible: Included
- TOC/References: Included

Standard for Similar

- 6 Matching in Phrase or above
- 1 Matching in Sentence or above

List

Title	Status	
basic report.hwp (100%)	Appropriate	<input type="checkbox"/>

① Title: Enter any description to recognize which document you checked

(This is the name that is displayed in the examination result confirmation document.)

② Set upload purpose :

- For Checking : The target document you want to check.

This document will be scanned whether it copies other document or not

- For Comparison : This documents will be used as a comparison pair with your target document

③ Choose document type :

Select one form fits on your document among 'Assignment', 'Self-Introduction', 'Dissertation', 'Journal Article', 'Research Paper', 'Book Review', 'Press Release', and etc.

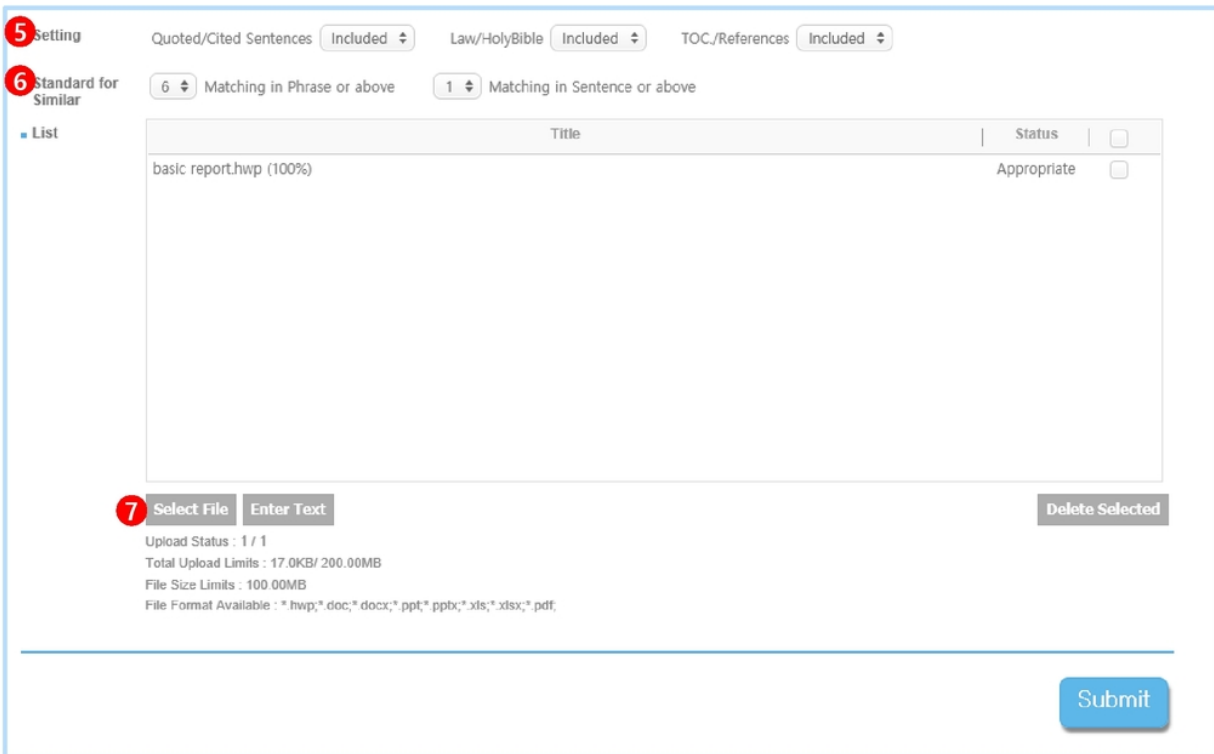
④ Set comparison scope :

The ' Current Attachments ' is compared to the currently attached documents.

'My Documents ' is compared to the one I uploaded earlier.

'Copy Killer DB ' compares to the documents collected by the copy killer.

 If the school or organization has a set standard, inspect it against that criterion.



5 Setting Quoted/Cited Sentences Law/HolyBible TOC/References

6 Standard for Similar Matching in Phrase or above Matching in Sentence or above

Title	Status	<input type="checkbox"/>
basic report.hwp (100%)	Appropriate	<input type="checkbox"/>

7

Upload Status : 1 / 1
 Total Upload Limits : 17.0KB/ 200.00MB
 File Size Limits : 100.00MB
 File Format Available : *.hwp;*.doc;*.docx;*.ppt;*.pptx;*.xls;*.xlsx;*.pdf.

⑤ Select the settings that matches your preference

Sets whether the quoted / source display statements, statutory / Bible statements, and contents references are included in or excluded from the plagiarism rate.

If you set it to " Include ", the sentence will be included in the plagiarism rate, so plagiarism rates will be high, If you set " Exclude ", the sentence will be excluded from the plagiarism rate, resulting in a low plagiarism rate.

⑥ Matching Rules : The plagiarism criteria shall be in clauses 5 to 10 according to the purpose of the test, You can set more than one to six sentences to match.

*The default setting is ' Six Articles, One sentence, and More ' matches, which are presented as guidelines for the Ministry of Education.

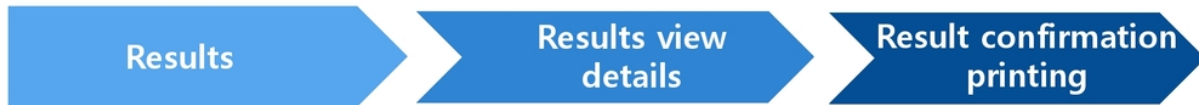
⑦ Select file or Enter text directly : Select file : Select files you want to upload.


Enter Text : Enter or paste text on the writing panel.

* **File upload limits** Max 100 MB per item / Max 30,000 characters per entered text
 Total file capacity and number of file per upload: 200 MB/300ea
 Files formats available : hwp, doc, docx, ppt, pptx, xls, xlsx, pdf

You can check the screen of your examination results to see what areas of your document you suspect of plagiarism.

Checking the results of the examination is carried out in the following procedure





[How to Use](#) | [Upload](#) 1 [Result](#) | [Q&A](#)

My List

10 ▾
Date All ▾ [] ~ []
Keyword All ▾ []
Search

No.	Date	Purpose	Title	Highest Similar Rate	No. of Document	Status	<input type="checkbox"/>
10	2018/04/23	For Checking	copykiller test1	1%	1/1	2 View	<input type="checkbox"/>
9	2018/04/23	For Checking	copykiller result	99%	1/1	View	<input type="checkbox"/>
8	2018/03/23	For Checking	검사문서테스트	99%	1/1	View	<input type="checkbox"/>
7	2018/03/22	For Checking	1:1비교하기	99%	1/1	View	<input type="checkbox"/>
6	2018/03/22	For Checking	1:1비교하기	99%	1/1	View	<input type="checkbox"/>
5	2018/02/28	For Checking	카피킬러검사용	32%	1/1	View	<input type="checkbox"/>
4	2018/02/28	For Checking	카피킬러 표절검사	49%	1/1	View	<input type="checkbox"/>
3	2018/02/27	For Checking	1:1비교하기	99%	1/1	View	<input type="checkbox"/>
2	2018/02/27	For Comparison	1:1비교하기	-	2/2	View	<input type="checkbox"/>
1	2018/02/27	For Checking	2018.02 카피킬러 캠퍼스 검사문서	49%	1/1	View	<input type="checkbox"/>

« 1 »

[Refresh](#) [User Manual](#)

[Upload](#) [Delete](#) [Recheck](#)

- ① Click on the results of the examination in the top menu of the site to see the examination list.
- ② After one or two minutes, click 'View' to go to the detailed screen of the examination results.

Description of the examination result screen.

Outline

Title	copykiller report
Document Type	Assignments
Comparison Scope	[Between Attached Documents] [Copykiller DB]
Setting	Standard for Similar [6 Phrases], Quoted/Cited Sentences [Include], Law/HolyBible [Exclude], TOC./References [Include]
Average Similar Rate	79%
Highest Similar Rate	98%
No. of Uploaded Documents	3
Upload Completed	3
Upload Failed	0
Date	2018.04.26 11:02:19
Status	Completed

No.	Document Name	Quoted/Cited	Law/HolyBible	References	Similar Rate ▼	Result	Report	<input type="checkbox"/>
1	basic report.hwp	Include	Include	Include	98%	View	Download	<input type="checkbox"/>
2	high school self report hwp	Include	Include	Includ	98%	View	Download	<input type="checkbox"/>
3	happiness.pdf	Include	Include	Include	42%	View	Download	<input type="checkbox"/>

[List](#) [Refresh](#)

[Edit](#) [Delete](#) [Recheck](#)

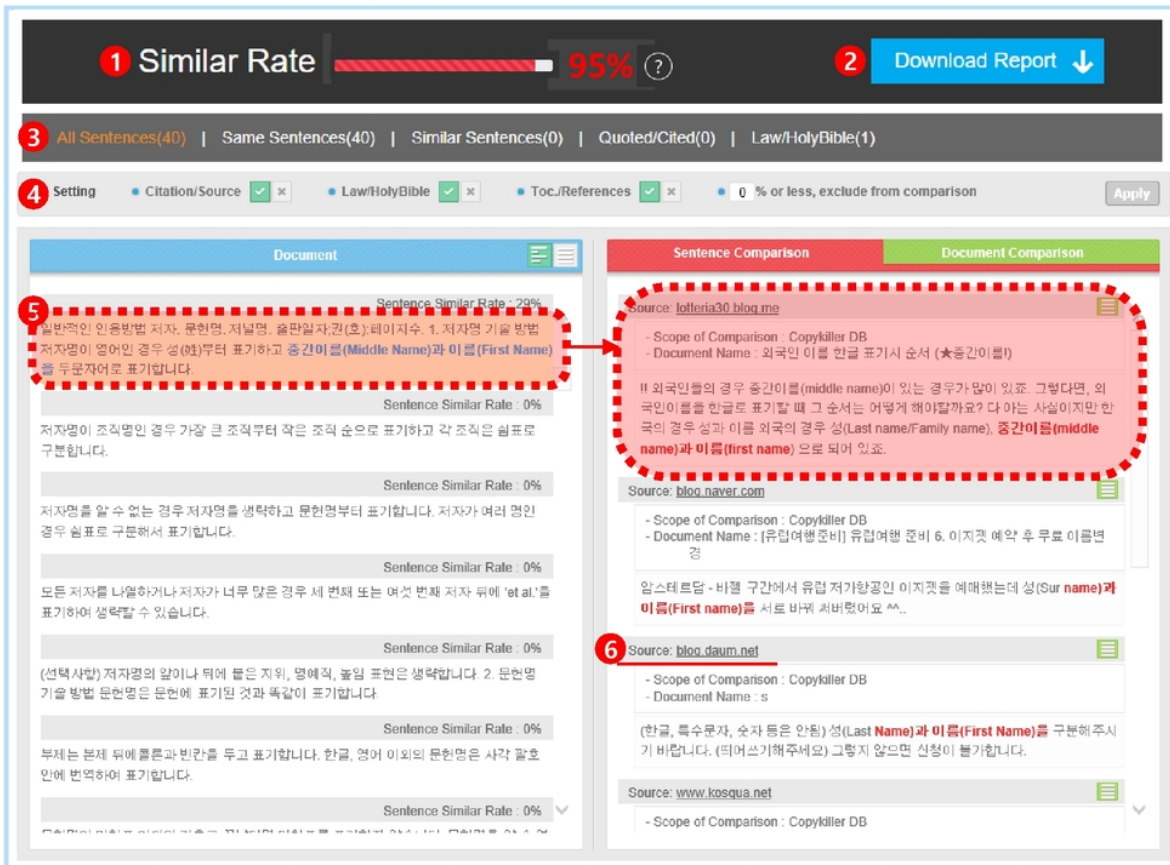
- ③ You can check the setting when uploading documents.
- ④ If you upload multiple documents, you can check the average plagiarism rate.
- ⑤ If you upload multiple documents, you'll see the highest rate of plagiarism in the document
- ⑥ You can check the detailed plagiarism result of the file by clicking the name of each document or detailed view.
- ⑦ Displayed when the scan settings were changed by the user after the scan was completed, affecting the plagiarism rate.
- ⑧ If you click the download icon, you can download the confirmation of the plagiarism examination result of the file. (Basic/ Summary / Full Available for selection and download)
- ⑨ Download Comprehensive Results (Basic/ Summary / Full Results Report Total Download)

i If you want to re-test by changing the examination settings, you can click Fix to return to the Upload Document screen.

Description of the examination results detailed view screen.

After the examination, you can review the plagiarism rate using different features.

6.1 Sentence Comparison

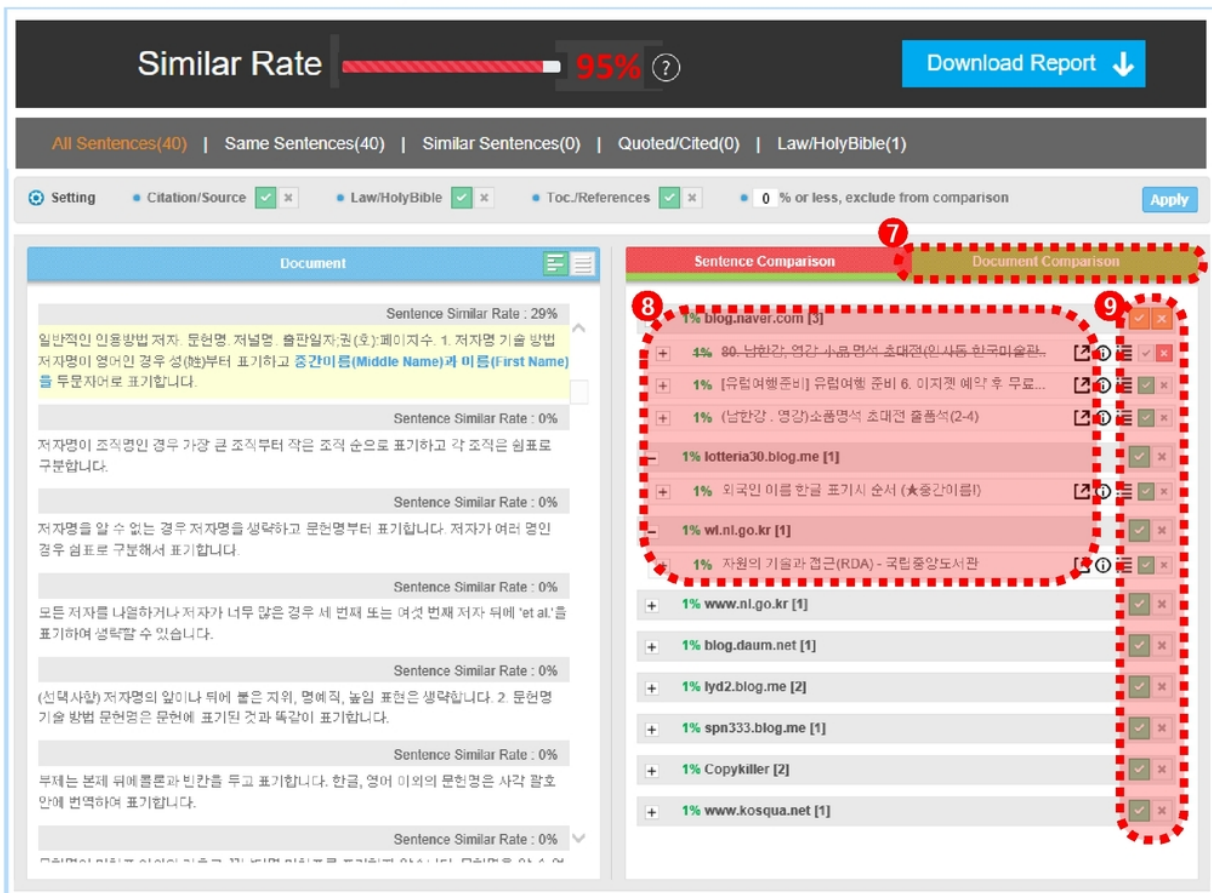


- ① The plagiarism rate of a document. (표절률=표절 의심 어절 수/전체 어절 수X100)
- ② Download results certificate : Download a plagiarism check results report for the current document Available in PDF.
- ③ Sentence group : You can view all sentences totally or narrow down the list by group of sentences using tab. Click each sentence to see only the applicable sentences
- ④ Change the Settings : You can include or exclude particular units not only when you upload documents but also in this result page. If you change Setting value and apply it, it will generate new plagiarism result and the new score will be saved as final
- ⑤ Similar sentence : Highlighted sentences means that your text is matched similar to other comparing sources. If you click highlighted sentence, you can see the matched sentences and the sentences source document on the right screen
- ⑥ URL to destination page : If you click on the URL, you can move to the original source page

Description of the examination results detailed view screen.

After the examination, you can review the plagiarism rate using different features.

6.2 Document Comparison



The screenshot displays the 'Similar Rate' at 95% with a 'Download Report' button. Below this, there are filters for 'All Sentences(40)', 'Same Sentences(40)', 'Similar Sentences(0)', 'Quoted/Cited(0)', and 'Law/HolyBible(1)'. A settings bar includes options for 'Citation/Source', 'Law/HolyBible', 'Toc./References', and a '0 % or less, exclude from comparison' filter. The main content is divided into two panels: 'Document' on the left and 'Sentence Comparison' on the right. The 'Document' panel shows a list of sentences with their similarity rates (e.g., 29%, 0%, 0%, 0%, 0%, 0%, 0%). The 'Sentence Comparison' panel shows a list of sources with their similarity rates and counts (e.g., 1% blog.naver.com [3], 4% 00-남원간-역간-시류-명석-출대전(인사동-한국미술관-), 1% [유럽여행준비] 유럽여행 준비 6. 이지켓 예약 후 무료..., 1% (남한강-영강)소품명석 초대전 출품작(2-4), 1% lotteria30.blog.me [1], 1% 외국인 이름 한글 표기시 순서 (★중간이름), 1% wf.nl.go.kr [1], 1% 자원의 기술과 접근(RDA) - 국립중앙도서관, 1% www.nl.go.kr [1], 1% blog.daum.net [1], 1% lyd2.blog.me [2], 1% spn333.blog.me [1], 1% Copykiller [2], 1% www.kosqua.net [1]). Red dashed boxes and numbers 7, 8, and 9 highlight specific features: 7 points to the 'Document Comparison' tab, 8 points to the source group header, and 9 points to the checkmarks in the source list.

⑦ Find out matching source :

Move to 'Matching Source' tab to see all similarity information under every sources

⑧ To view all underlying source, click down from top

(click on source group by address -> Click on each page title

-> See corresponding document information and matching sentences)

⑨ You can exclude some sources as you prefer clicking on the check box next to all the sources.

New plagiarism result will be displayed in real time when you click Apply button

 That feature can be found at 19p,

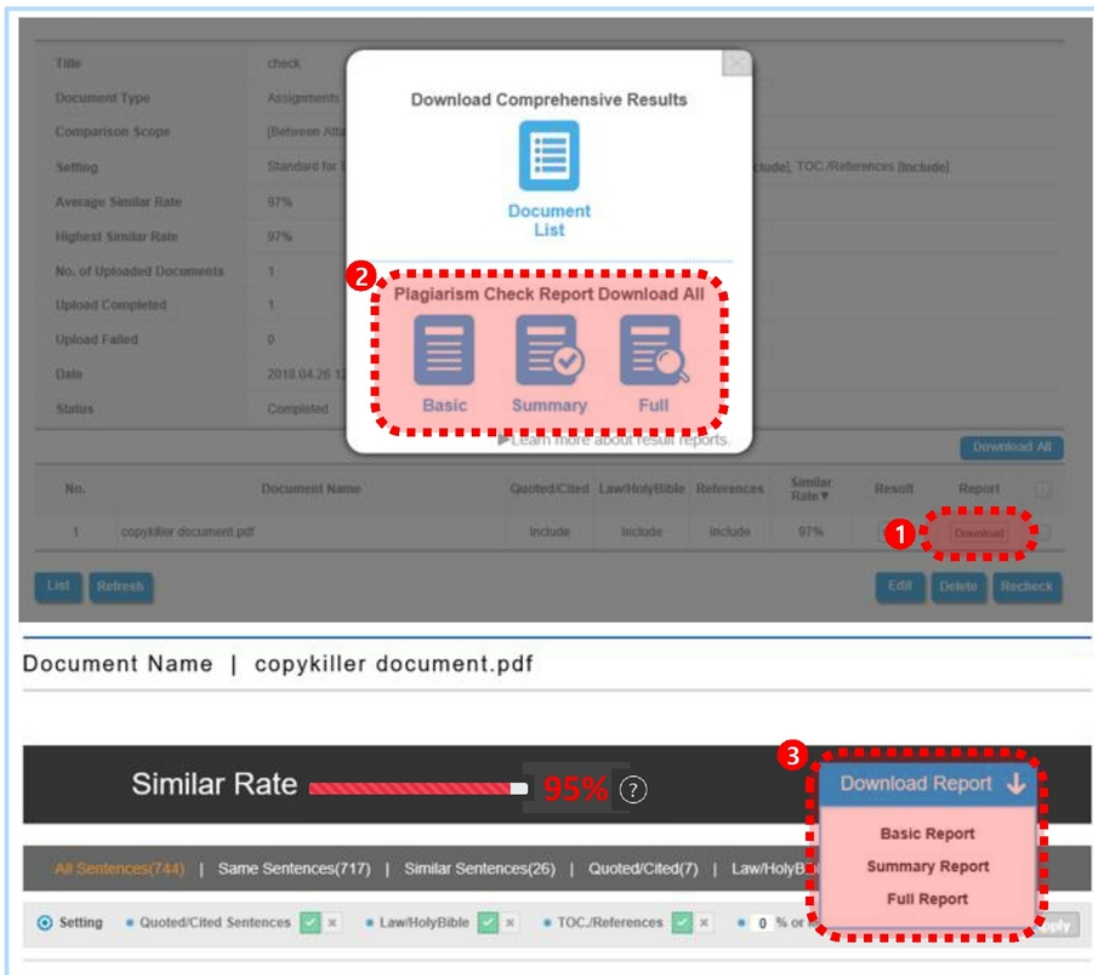
in the case of high plagiarism rates by examining published documents.

🔍 Plagiarism Check Report is Used to submit to the school / institution

① To confirm or submit, you can download check results in 3 types of Report(Basic / Summary / Full) form as a PDF file format

② A watermark is included inside of PDF file not to manipulate the Certificate.

✂ **Submission style for plagiarism check results certificate differs depending on the evaluating organization, so please check with the person in charge at your institution and then submit results.**



③ Plagiarism Check Report is 3 types.

- Basic Report : Output of plagiarism score and all matching sources
- Summary Report : Output of plagiarism score, all matching sources and suspected sentences in test document and matching sentence pairs
- Full Report : Output of plagiarism score, all matching sources, and every sentences in test document and matching sentence pairs

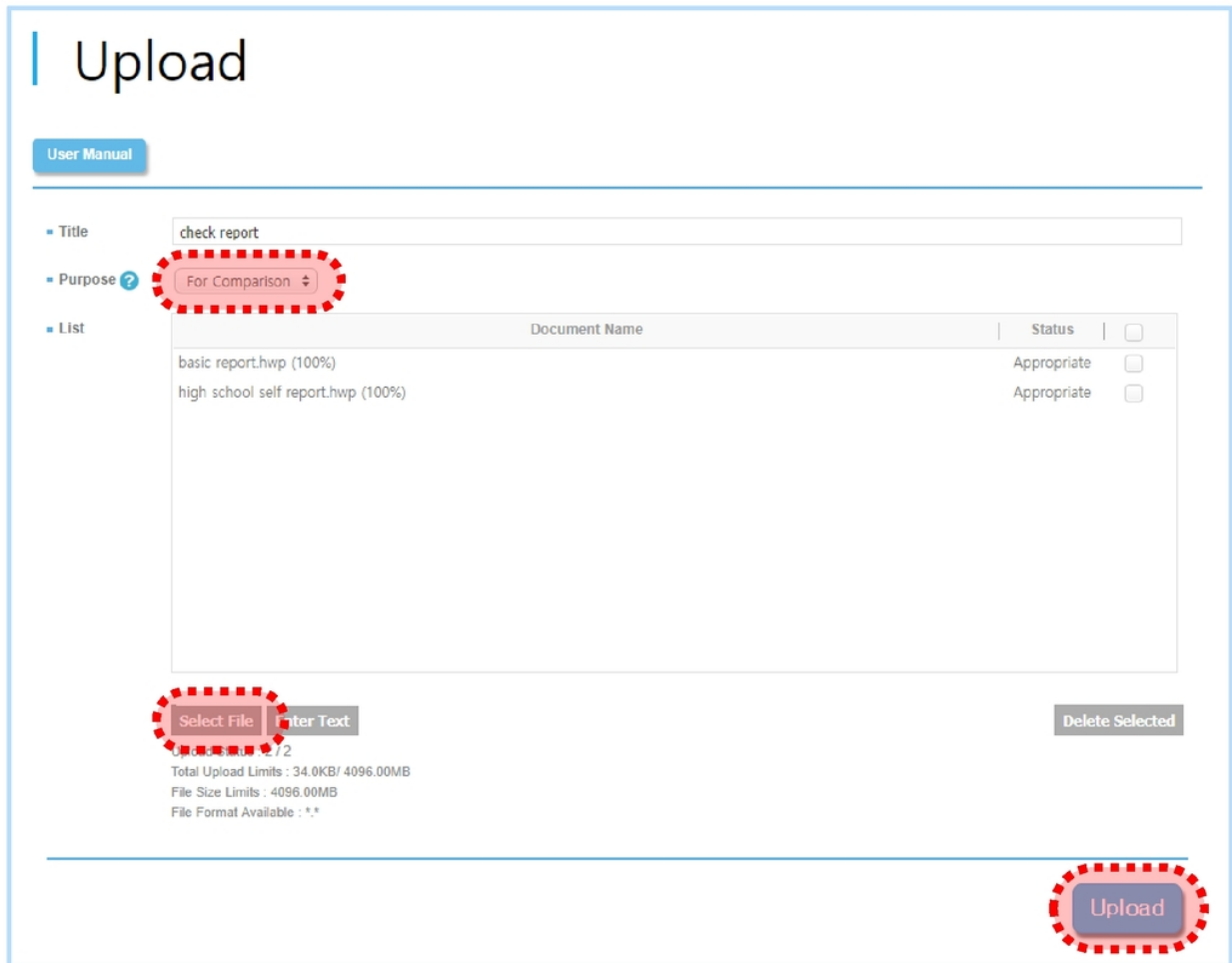
8. CopyKiller Use Tips

- 8.1 1:1,1:N How To Register Comparison Document
- 8.2 Exclude comparison documents you've written
- 8.3 Writing Instruments
- 8.4 CopyKiller Edu
- 8.5 Q & A

9. Customer Center

8.1 1:1,1:N How To Register Comparison Document

① Register comparison document : Select 'Purpose' as 'For Comparison' in the Upload menu



Upload

User Manual

Title: check report

Purpose: For Comparison

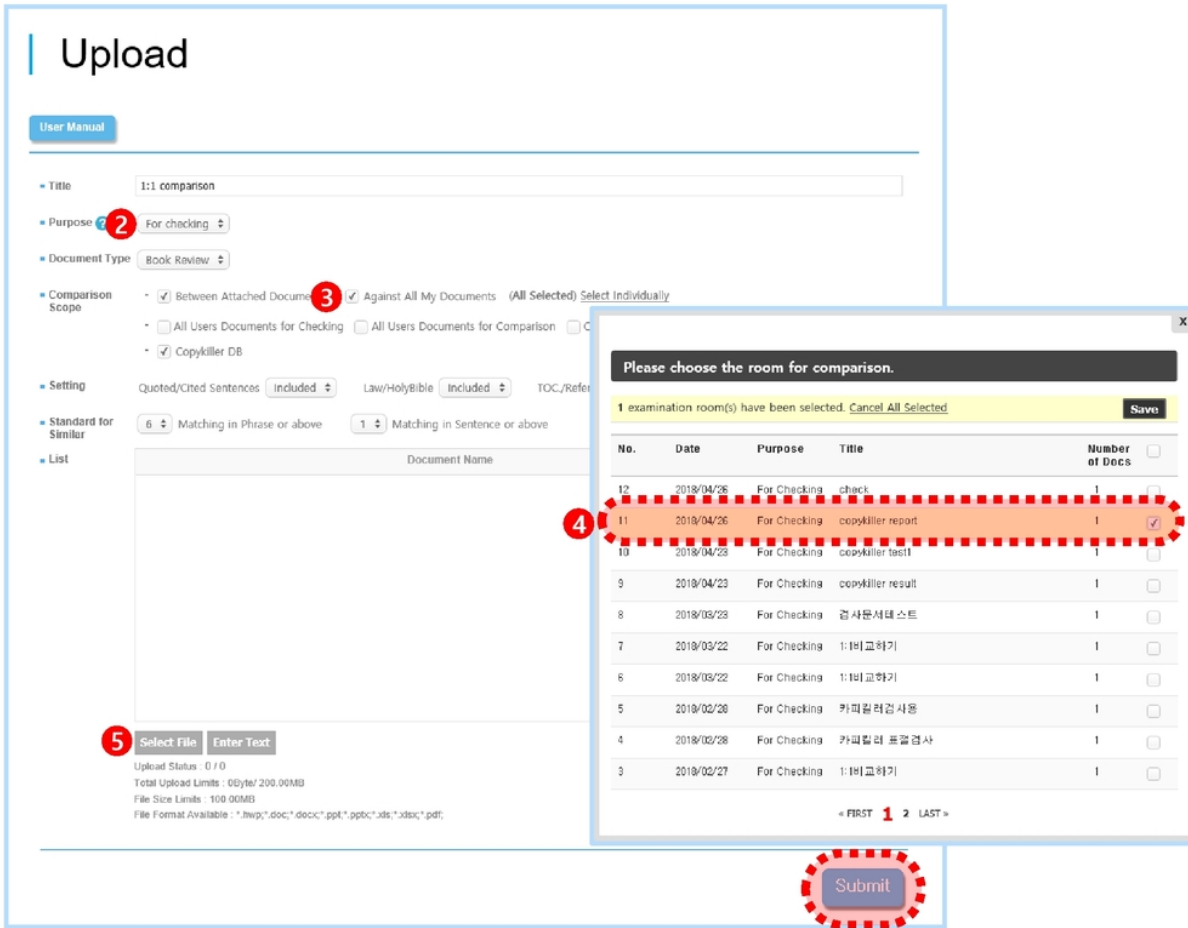
Document Name	Status	<input type="checkbox"/>
basic report.hwp (100%)	Appropriate	<input type="checkbox"/>
high school self report.hwp (100%)	Appropriate	<input type="checkbox"/>

Select File Enter Text Delete Selected

Total Upload Limits : 34.0KB/ 4096.00MB
File Size Limits : 4096.00MB
File Format Available : *.*

Upload

- ② Sets the document type to Scan Document
- ③ Click on the document you uploaded in the Compare range , select the document you want to compare. (If no individual selections are made, all uploaded documents will be in the comparison range.)
- ④ Check the comparison document you uploaded, and then click Save.
- ⑤ Click Attach File to upload the document ,then click Scan for Plagiarism to proceed with the examination.



Upload

User Manual

Title: 1:1 comparison

Purpose: **2** For checking

Document Type: Book Review

Comparison Scope:

- Between Attached Documents
- 3** Against All My Documents (All Selected) Select Individually
- All Users Documents for Checking
- All Users Documents for Comparison
- Copykiller DB

Setting: Quoted/Cited Sentences: included Law/HolyBible: included TOC/References: included

Standard for Similar: 6 Matching in Phrase or above 1 Matching in Sentence or above

List: Document Name

5 Select File Enter Text

Upload Status: 0/0
 Total Upload Limits: 0Byte/200,000MB
 File Size Limits: 100,000MB
 File Format Available: *.hwp;*.doc;*.docx;*.ppt;*.pptx;*.xls;*.xlsx;*.pdf;

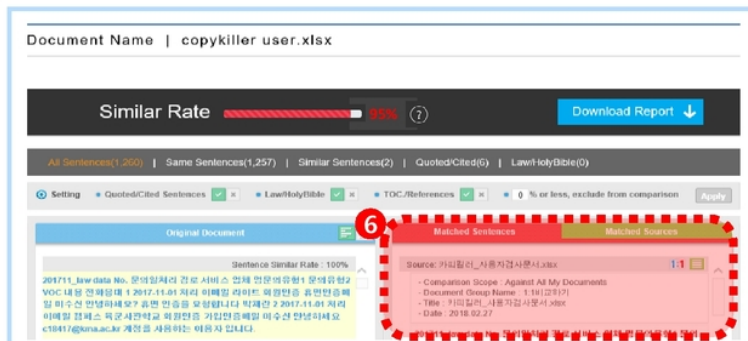
Please choose the room for comparison.

1 examination room(s) have been selected. [Cancel](#) [All Selected](#) [Save](#)

No.	Date	Purpose	Title	Number of Docs
12	2018/04/26	For Checking	check	1
11	2018/04/26	For Checking	copykiller report	1
10	2018/04/28	For Checking	copykiller test1	1
9	2018/04/23	For Checking	copykiller result	1
8	2018/05/28	For Checking	검사문서테스트	1
7	2018/03/22	For Checking	1:1비교하기	1
6	2018/05/22	For Checking	1:1비교하기	1
5	2019/02/28	For Checking	카피킬러검사용	1
4	2018/05/28	For Checking	카피킬러 품질검사	1
3	2019/02/27	For Checking	1:1비교하기	1

Submit

- ⑥ If you check the comparison document in the examination results detailed view, you can see that only the comparison documents you uploaded are compared.



Document Name | copykiller user.xlsx

Similar Rate **100%** [Download Report](#)

All Sentences(1,200) | Same Sentences(1,257) | Similar Sentences(2) | Quoted/Cited(6) | Law/HolyBible(0)

Setting: Quoted/Cited Sentences: [x] Law/HolyBible: [x] TOC/References: [x] 0 % or less, exclude from comparison [Apply]

Original Document: 201711Law data No. 문예알차이 권로 서비스 인쇄 전문의 유형1 문예알차기 VOC 내용 견해안재 1 2017-11-01 지리 이해강 레아리: 최광현 등 출판등록 등 특수인 인정하여재요? 모든 번들용 오정환1121 적대간 2 2017-11-01 지리 이해강 프레스 피곤 사관학교 최광현 등 기잡연공해일 특수인 인정하여재 c18417@nu.ac.kr 개정을 사용하: 이용자입니다.

6 Matched Sources

Source: 카피킬러_사용자검사문서.xlsx

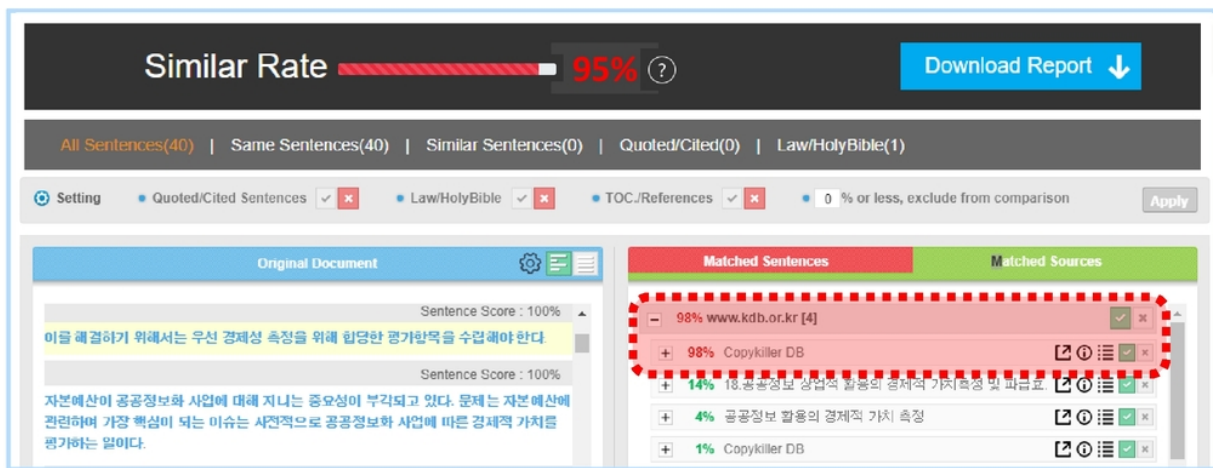
- Comparison Scope: Against All My Documents
- Document Group Name: 1:1비교하기
- Title: 카피킬러_사용자검사문서.xlsx
- Date: 2018.02.27

8.2 Exclude comparison documents you've written

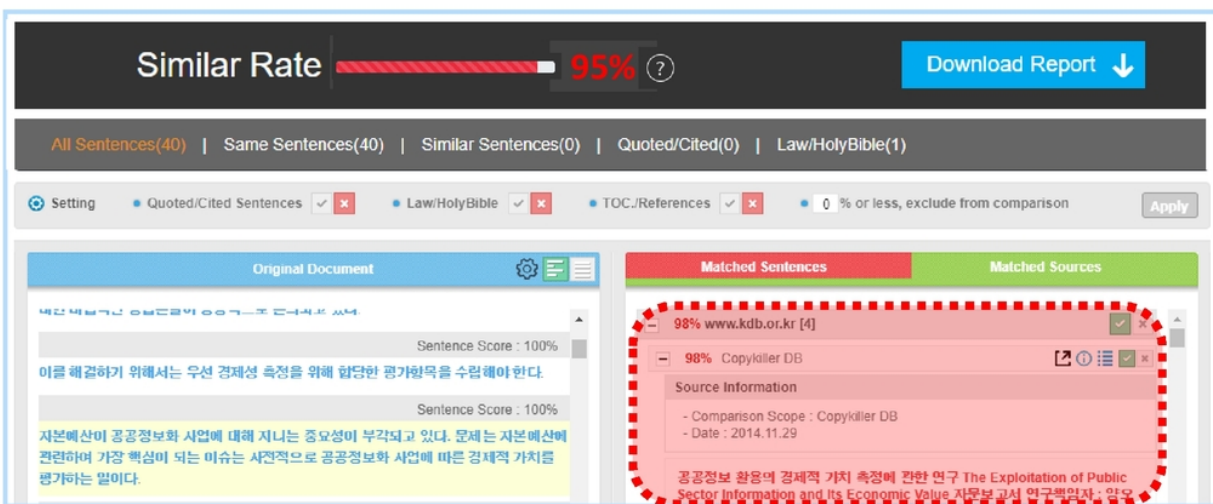
Q The plagiarism rate appears high because my previously published dissertation is included in comparison scope. Is it possible to check excluding that document?

A. Adjust settings by excluding your dissertation from matched source. And click "Apply" button to recheck.

① Click the "Matched Source" tab on the right screen of the detailed view of check results.

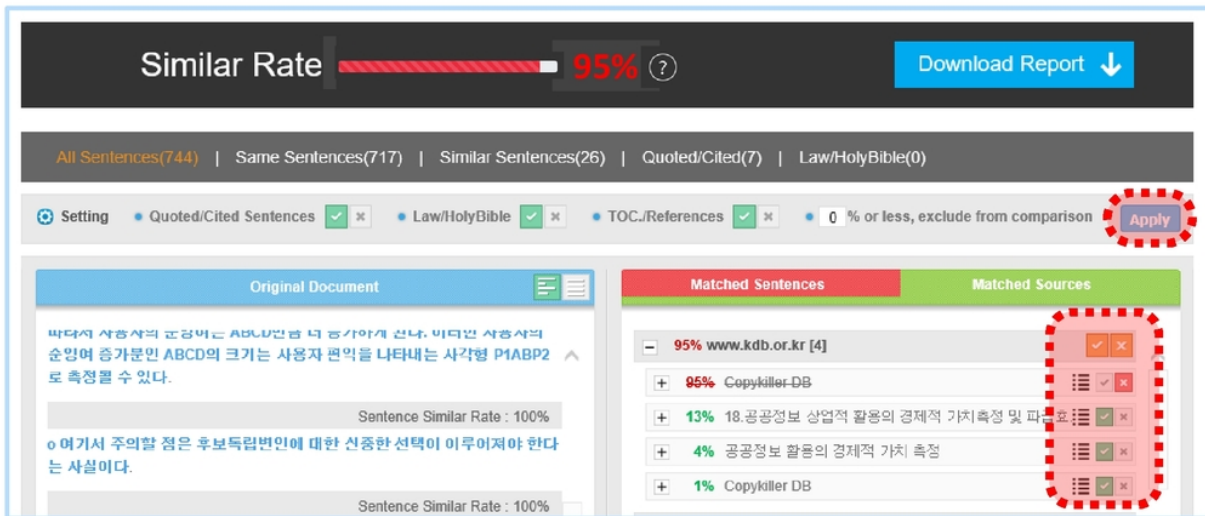


② Click the document title to see the contents of the document

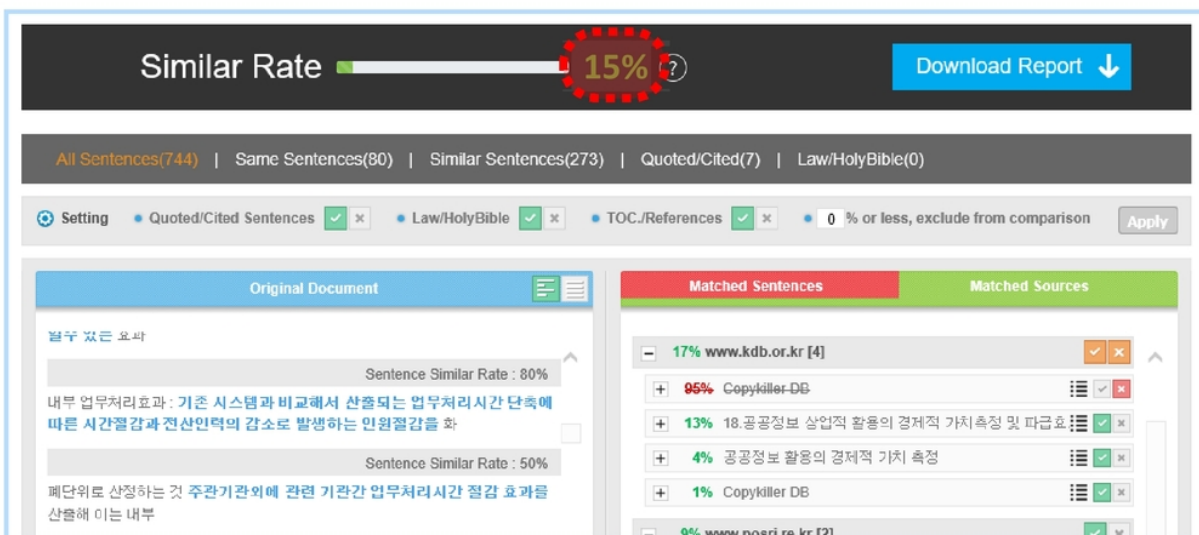


8.2 Exclude comparison documents you've written

- ③ After checking the document you want to exclude, click the "Exclude" button on the check box
- ④ Check the document publish time by clicking 'Information' icon. And exclude any same documents published after that document's publishing date.
- ⑤ After setting up "Exclude" in the Matched Source tab, click "Apply" button to recheck



- ⑥ You can get new plagiarism rate of excluding relevant documents after rechecking



8.3 Writing Instruments

CopyKillers support a variety of writing tools for your convenience.

CopyKillers Campus Writing tools are available in the center of the screen.



The screenshot shows the CopyKiller Campus interface. At the top left, it says "Criteria for plagiarism check" and "Copykiller Campus". Below that, it states "CopyKiller supports an academic culture free of plagiarism". There is an illustration of a laptop and a graduation cap. On the right side, there are several tool icons: "Manual", "Online Course How to use Copykiller", "Citation Style Guides", "Citation generator", "Research Ethics Self-Checklist", and "Duplicate publication check Guide". The "Citation Style Guides" and "Citation generator" icons are highlighted with a red dashed border. At the bottom, there is a user profile section with a "Sign Out" button and a "My Information" link, and a "Notice" section with a list of updates and events.

Notice	
업데이트 4월 카피킬러HR, 통계 그래프 추가, 사용매뉴얼 업데이트	2018.03.29
이벤트 카피킬러 클린프렌즈 3기 선정	2018.03.06
소식 중·고등학생을 위한 '카피킬러스쿨' 런칭 안내	2018.02.22
공지 설 연휴 카피킬러 고객센터 운영안내	2018.02.14
공지 카피킬러 개인정보처리방침 변경 안내	2018.02.12



Citation Style Guides

[Accelerators >](#)

Citation Style Guides You can't read it?
Copykillers will organize it all at once.



Citation generator

[Accelerators >](#)

Enter simple information to determine the correct source
You can create it.

8.4 CopyKiller Edu

If hard to find writing ethics, Copykiller Edu.

Only available to Copykiller members, Education, Data ,Q&A , it can be solved at once.



The screenshot displays the CopyKiller Campus dashboard. On the left, there's a header for 'Criteria for plagiarism check' and 'Copykiller Campus' with a sub-header 'CopyKiller supports an academic culture free of plagiarism'. Below this is an illustration of a laptop, a tablet, and a graduation cap. To the right is a grid of service tiles: 'Manual', 'Online Course How to use Copykiller' (highlighted with a red dashed border), 'Citation Style Guides', 'Citation generator', 'Research Ethics Self-Checklist', and 'Duplicate publication check Guide'.

Below the dashboard, there are three main sections:

- User Profile:** Shows the email 'Copykiller@muhayu.com', a 'Sign Out' button, and a 'My Information' link.
- Notice:** A table of recent updates and events.

Notice	Date
업데이트 4월 카피킬러HR, 통계 그래프 추가, 사용메뉴얼 업데이트	2018.03.29
이벤트 카피킬러 클린프렌즈 3기 선정	2018.03.06
소식 중·고등학생을 위한 '카피킬러스쿨' 런칭 안내	2018.02.22
공지 설 연휴 카피킬러 고객센터 운영안내	2018.02.14
공지 카피킬러 개인정보처리방침 변경 안내	2018.02.12
- Customer Service:** Displays the phone number '1588-9784', business hours (09:00-18:00, lunch 13:00-14:00), and 'Remote support' for PC issues.

At the bottom, there's a promotional banner for 'Copy Killer Edu' with the text 'Guides to write a thesis in Korean for the international student.' and an 'Enroll >' button.



Learning ethics, Writing ethics,
Research ethics specialty in education
the latest research trends & Educational
materials Provision.



Video lecture, live lecture,
Visiting lecture Provide.
At your convenience
Take the class.



On the bus, On the subway
Available on the Mobile
Using spare time
Take it easy.

8.5 Q&A

If you have any questions, please leave a message on our Q&A.

We will get back to you with an answer as soon as possible

No.	Subject	Author	Date	Views	
1	영어 표절검사의 정확도 [1]	soful	2017/05/23	2	<input type="checkbox"/>
2	[2017.01] CopyKiller Campus Manual	CopyKiller	2014/03/24	64609	<input type="checkbox"/>
3	연구윤리자료 카피킬러의 "연구윤리 자기점검표"	CopyKiller	2015/11/10	38646	<input type="checkbox"/>
4	카피킬러 개인정보처리방침 담당자 변경 안내	CopyKiller	2018/04/25	48	<input type="checkbox"/>

If you want to ask about CopyKiller Campuses
Feel free to contact the CopyKiller Customer Service

Customer Service

1588-9784

help@copykiller.com

Customer Service Operation Time



Weekdays 09:00-18:00

Lunch 13:00-14:00

Plagiarism Test Standard! CopyKiller

Supporting a desirable
academic research culture free
of plagiarism.



 **Contact us** 1588 - 9784 (Weekdays 09:00-18:00, lunch 13:00-14:00)
 **E-MAIL** help@copykiller.com

This document is for the designated person only, and is protected by the Unfair Competition Prevention Act and other related laws, including business secrets and other secret information. The information included in this document may not, in whole or in part, be disclosed to 3rd parties, distributed, or copied. If this document has been sent in error, please notify the sender or our company and immediately destroy the information sent.